

Ergoldsbacher **Forma**®

Technical Details

PRODUCT SHEET



ERLUS 

Quality made in Germany

The Ergolsbacher Forma® – a clever connection between design and economy

The Ergolsbacher Forma® is characterised by its soft, well-proportioned shape, which is distinctive and the only one of its kind on the market. This designer roof tile particularly complements modern architecture, and lends renovated buildings a very individual appearance as well thanks to its lovely colours. Like all Ergolsbacher roof tiles from the 38,5 cm gauge class, this flat roof tile can be laid very quickly, and is ideally suited to tented and hip roofs due to its low profile.





Technical data

Size:

Gauge:

Average cover width:

Quantity required per m²:

Weight per tile:

Weight per m² in accordance with DIN 1055 incl. battens:

Real weight without battens:

Pallet capacity:

Pallet weight:

Bundle capacity:

Gauge class:

approx. 29,5 x 46,5 cm

approx. 37,7 – 39,7 cm

approx. 25,5 cm

approx. 9,9 tiles

approx. 4,0 kg

approx. 0,55 kN/m²

approx. 40 kg/m²

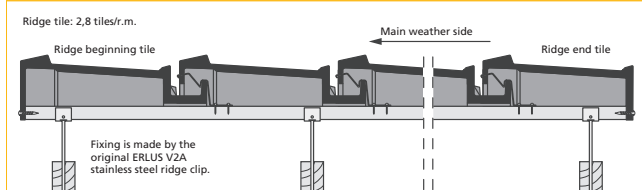
280 tiles

approx. 1.150 kg

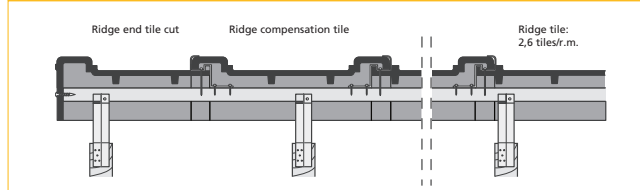
5 tiles

38,5 cm

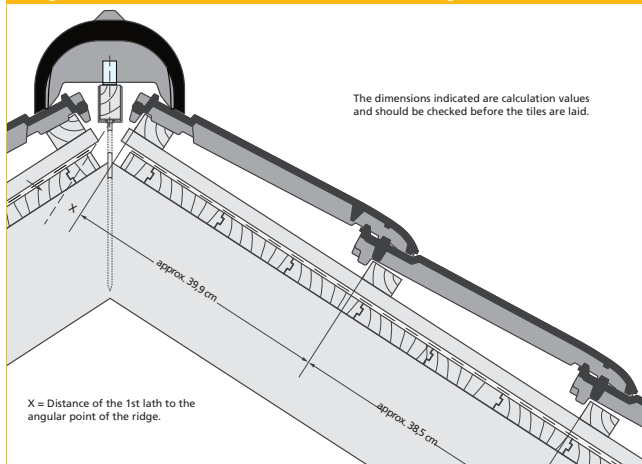
Ridge ventilation tile No. 19



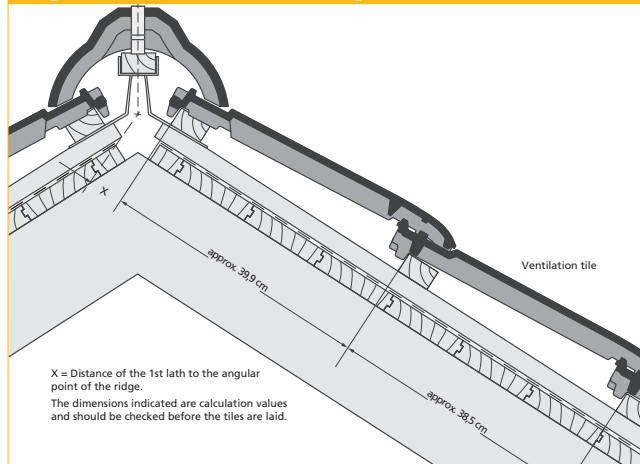
Ridge tile No. 18



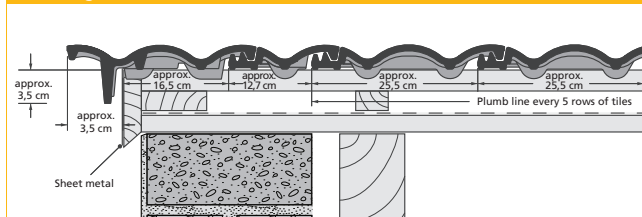
Ridge ventilation tile No. 19 in combination with ridge connection tiles



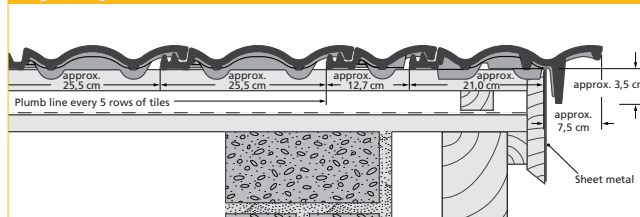
Ridge tile No. 18 in combination with ridge connection tiles



Left verge*



Right verge*



* The screw hole in the verge on low-pitched roofs should be permanently sealed (e.g. using plumbing screws)

Distance between the 1st lath and the angular point of the ridge

X (distance) in mm	Ridge connection tiles ¹⁾												Standard tiles ²⁾											
Roof pitch in °	10	15	20	25	30	35	40	45	50	55	60	10	15	20	25	30	35	40	45	50	55	60		
Ridge tile No. 15	65	60	60	55	50	45	45	55	55	–	–	75	65	65	65	60	60	55	45	55	–	–		
Ridge ventilation tile No. 5	70	65	60	60	60	55	50	50 ²⁾	50 ²⁾	50 ²⁾	–	75	70	65	65	60	55	–	–	–	–	–		
Ridge tile No. 18	50	40	40	40	35	30	30	35	30	–	–	60	50	45	40	40	35	40	40	35	35	–		
Ridge ventilation tile No. 19	50	40	35	35	30	30	30	30	–	–	–	55	50	45	40	35	35	40	–	–	–	–		
Ridge tile No. 21	45	40	35	30	30	30	30	30	25	30	25	55	50	45	40	35	35	35	30	35	30	–		

1) without aluminium ridge ventilation strap 2) with aluminium ridge ventilation strap

Assignment of additional measures for the Ergoldsbacher Forma®

According to the Central Association of German Roofers' pamphlet on sub-roofs, sub-coverings and under-bracings, and the basic regulations of the Roofers' Guild, regular roof pitch 22°, minimum roof pitch 10°, according to the state of technology.

Increased demands due to

Use: of the attic level, especially for residential purposes (residential use equals two increased demands)

Construction: special roof shapes (e.g. butterfly roof), long spar lengths (longer than 10 meters), heavily structured roof shapes (e.g. due to valleys, gables, etc.)

Climate situation: exposed locations, extreme locations, areas with a lot of snow, special weather situations, areas with a lot of wind

Technical installations: On-roof or in-roof systems, air-conditioning systems, antenna systems, roof access systems, rooflight/skylight systems, snow guard systems, etc.

Classification

Class 1: Waterproof sub-roof (1.1.)

Class 2: Rainproof sub-roof (1.2.)

Class 3: Seam and perforation secured under-bracing (2.1.)
Seam and perforation secured sub-covering (3.1.)

Class 4: Welded or glued sub-covering (2.2.)
Coated under-bracing made of strips of bitumen (2.3.)
Seam-secured sub-covering (3.2.)

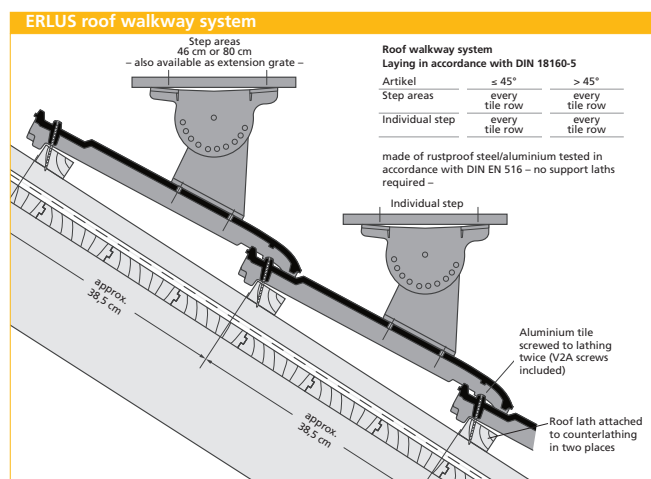
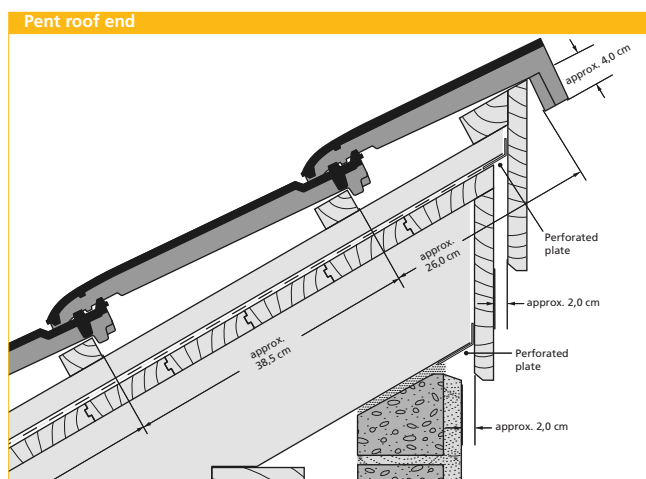
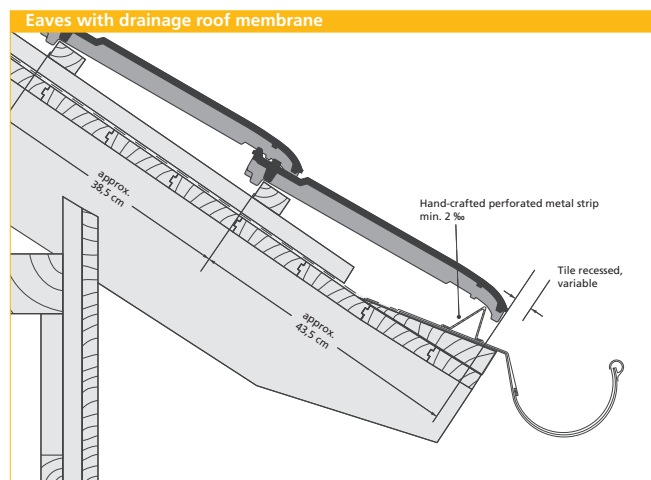
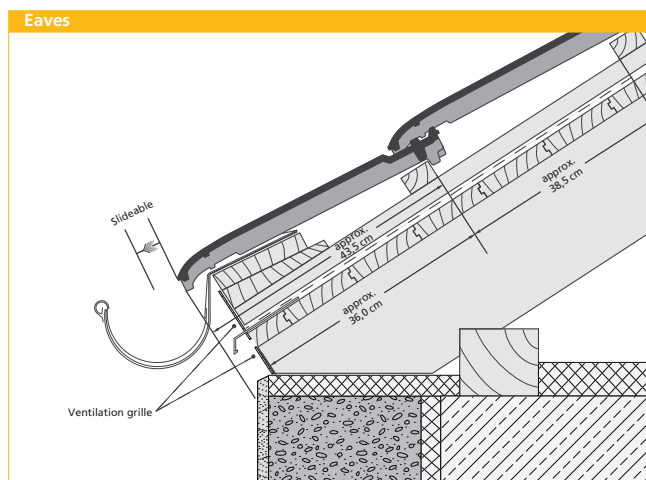
Class 5: Overlapped / tongue in groove sub-covering (2.4.)

Class 6: Under-bracing (3.3.)

Definition of sub-roof's type to use

Roof pitch	No further increased demands*	One further increased demand*	Two further increased demands*	Three further increased demands*
≥ 22°	Class 6	Class 6	Class 5	Class 4
From < 22° to ≥ 18°	Class 4	Class 4	Class 3	Class 3
From < 18° to ≥ 14°	Class 3	Class 3	Class 3	Class 3*
From < 14° to ≥ 10°	Class 2	Class 2	Class 1	Class 1

* The additional measures listed in the table are minimum measures under consideration of Table 1 in the pamphlet on sub-roofs, sub-coverings and under-bracings. Sub-covering panels are to be assigned according to the classification in the pamphlet on sub-roofs, sub-coverings and under-bracings. Increased demands make up categories according to chapter 1.1.3. Further increased demands can arise out of the weighting within a category according to 1.1.3. For example, climate situations can result in several increased demands. Only permitted if the manufacturer provides proof of the functionality and safety of the products used, including accessories (sealing tapes, sticky tapes, sealing compounds, pre-assembled seam securing, etc.), as part of a deluge test and 24-hour rain test on a roof pitch of 15°. Otherwise, the next class up is to be selected. Any limitations noted by the manufacturer are to be taken into account. See the product data information sheet for instructions regarding protection against perforation. These can be used for classes 3 to 6.



Plans above are not drawings to scale. To help with planning, you can download all the drawings as CAD drawings from the Internet at www.erlus.com. We recommend using an eaves flashing.



Red



Copper brown



Anthracite



Maroon



Titan silver



Diamond black



Burgundy

Like all Ergoldsbacher clay roof tiles, the **Ergoldsbacher Forma®** exceeds the quality requirements set out in the DIN EN 1304 roof-tile norm. Ergoldsbacher roof tiles are natural building materials through and through. This is also evident from the fact that the individual tiles display slight variations in colour.

Given that the regulations and roofing traditions vary throughout Europe, our manufacturer's instructions should be given priority when you lay the tiles. Additional measures for wind protection should generally be carried out in accordance with current local regulations.

The sizes and weights given are nominal values. Owing to changes in the raw materials and varying shrinkage characteristics, it is not always possible to prevent deviations. It is therefore advisable to check the dimensions of the roof before laying the tiles.

Occasional imperfections are an inherent part of the production/transportation process and do not affect the quality of the roof tiles. The Ergoldsbacher Forma® tile is laid in rows, just like pantiles. The half tile serves solely to even out widths.



Standard tile



Half tile



Verge tile left



Verge tile right



Double roll tile ¹⁾



Ridge connection tile



Ridge connection verge tile left



Ridge connection verge tile right



Pent roof tile



Half pent roof tile



Pent roof verge tile left



Pent roof verge tile right



Ventilation tile ²⁾



Snow stop tile



Hip cap



Ridge tile No. 15



Ridge ventilation tile No. 15 ³⁾



Ridge tile No. 18



Ridge ventilation tile No. 19 ³⁾



Ridge tile No. 21



Aluminium sanitary ventilator ^{4) 5)}



Aluminium solar outlet ⁵⁾



Aluminium solar panel holder ⁵⁾



Aluminium aerial ⁵⁾

- 1) Cover width approx. 24 cm
 2) Ventilation cross section 12 cm²
 3) Recommended for a fully ceramic roof ventilation system with rafters up to 10 m in length
 4) Ø 125 mm, Ventilation cross section = 122 cm²
 5) With basic tile

The following accessories are also available:

- ERLUS Aluminium roof walkway system (coated)
- ERLUS Aluminium snow-guard system (coated)
- ERLUS Ceramic sanitary ventilator DN 125
- Ceramic thermal exhaust gas through tile
- ERLUS Universal storm clips in accordance with DIN EN 14437
- Ridge clips

Please ask for our leaflet for special Erloton® accessories !

ERLUS AG

Hauptstraße 106
84088 Neufahrn/NB
T 08773 18-0
F 08773 1849300
info@erlus.com
www.erlus.com



Only the colour of the original roof tiles is guaranteed. True reproduction of colours cannot be guaranteed in print!

This brochure is a translation from the German language. Since differences may occur due to language-based interpretation, we explicitly indicate that only the original German content is binding. When in doubt, the DIN EN 1304 regulation shall always apply.

This brochure was last updated in July 2016.

Copyright notice © ERLUS AG 2016. All rights reserved. These documents are protected by copyright. They may not be reproduced, modified, distributed in any form or way or saved in a database or other data storage system – either in full or in part – without the prior consent of ERLUS AG. Any use of these documents without prior consent shall count as a breach of the relevant copyright regulations.